



**White - WHI**  
DECTRUWHI11MOM  
1"x1" Mosaic - Matte  
(12"x12" Sheet)




**White - WHI**  
DECTRUWHI22MOM  
2"x2" Mosaic - Matte  
(12"x12" Sheet)



**Canvas - CAN**  
DETRUCAN11MOM  
1"x1" Mosaic - Matte  
(12"x12" Sheet)




**Canvas - CAN**  
DETRUCAN22MOM  
2"x2" Mosaic - Matte  
(12"x12" Sheet)



**Pink - PIN**  
DECTRUPIN11MOM  
1"x1" Mosaic - Matte  
(12"x12" Sheet)




**Pink - PIN**  
DECTRUPIN22MOM  
2"x2" Mosaic - Matte  
(12"x12" Sheet)




**Grey - GRE**  
DECTRUGRE11MOM  
1"x1" Mosaic - Matte  
(12"x12" Sheet)




**Grey - GRE**  
DECTRUGRE22MOM  
2"x2" Mosaic - Matte  
(12"x12" Sheet)




**Sky - SKY**  
DECTRUSKY11MOM  
1"x1" Mosaic - Matte  
(12"x12" Sheet)




**Sky - SKY**  
DECTRUSKY22MOM  
2"x2" Mosaic - Matte  
(12"x12" Sheet)




**Aqua - AQU**  
DECTRUAAQU11MOM  
1"x1" Mosaic - Matte  
(12"x12" Sheet)



**Aqua - AQU**  
DECTRUAAQU22MOM  
2"x2" Mosaic - Matte  
(12"x12" Sheet)




**Metallic - MET**  
DECTRUMET11MOM  
1"x1" Mosaic - Matte  
(12"x12" Sheet)



**Metallic - MET**  
DECTRUMET22MOM  
2"x2" Mosaic - Matte  
(12"x12" Sheet)



**Black - BLA**  
DECTRUBLA11MOM  
1"x1" Mosaic - Matte  
(12"x12" Sheet)



**Black - BLA**  
DECTRUBLA22MOM  
2"x2" Mosaic - Matte  
(12"x12" Sheet)





# True

Decorative (Glazed Porcelain)

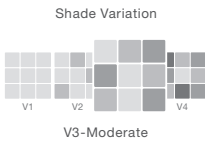
Photo Features 2"x2" Mosaic - Matte in White.

## SIZING & PACKAGING

Type	Shape	Item Code	Size	Description	Pcs / Ctn	Sf / Ctn
Mosaic		DECTRU---11MOM	12"x12" Sheet	1"x1" Mosaic - Matte	10	9.68
		DECTRU---22MOM	12"x12" Sheet	2"x2" Mosaic - Matte	10	10.00

## ANSI TECHNICAL SPECIFICATIONS

	DCOF Acutest	Scratch Resistance MOHS	Breaking Strength ASTM# C648	Water Absorption ASTM# C373	Chemical Resistance ASTM# C650	Bond Strength A137.2-7.7	Thermal Shock ASTM# C484
Results	≥ 0.42	7	≥ 250 lbf	≤ 0.5%	Unaffected	Pass	N/A








## APPLICATIONS

	Floors	Walls	Countertops	Shower Floors	Shower Walls	Pools/Spas
Residential	●	◐	◐	●	◐	◐
Commercial	●	◐	◐	●	◐	◐



Made in India

## LEGEND

-  Product rated for Interior & Exterior use
-  Product rated for Interior use only
-  May be suitable for Exterior Floors
-  Applications & ANSI Technical Specifications do not apply
-  Special Order only



Glazed Porcelain

This product may be installed near or on the face of high-heat areas, but not inside.

Merchandising materials and samples are for general reference only and representative of a product's potential characteristics. Natural stone has inherent variation in color/shade, size, texture, finish, veining, grain, movement and pitting. Blend tiles from different boxes to achieve consistent shade distribution. Installer and end user must conduct a dry mock layout under proper lighting conditions to inspect the product. Installation constitutes product acceptance. Ensure proper installation, application, use, care and maintenance. Natural stone must be sealed prior to installation. Do not use aerosol catalyst adhesives. Only use pH neutral cleaners. Natural stone may experience changes in color and finish if installed in an exterior application. There is no warranty for natural stone. Reference the TCNA Handbook and ANSI for installation guidance. Please visit [bedrosians.com](https://www.bedrosians.com) for current product information. We reserve the right to make product changes at any time without notice.

