


Available Sizes in Calacatta - CA



DOLMARCA612 - 6"x12" Pressed Field Tile - Matte
DOLMARCA1212 - 12"x12" Pressed Field Tile - Matte
DOLMARCA1224 - 12"x24" Rectified Field Tile - Matte



DOLMARCAMOSAIC22
2"x2" Mosaic - Matte
(12"x12" Sheet)



DOLMARCAMOSAIC14
1"x4" Herringbone Mosaic - Matte
(12"x12" Sheet)



DOLMARCADECOLNR
4"x12" Deco Liner - Matte



DOLMARCACHAIRRL
2 1/2"x12" Chair Rail - Matte



DOLMARCADOMLNR
5/8"x12" Domed Liner - Matte



DOLMARCADECO
2 1/2"x2 1/2"
Deco Insert - Matte



DOLMARCACHAIRCNR
2"x2 1/4"
Chair Rail Corner - Matte


Available Sizes in Creme Brulee - CR



DOLMARCR612 - 6"x12" Pressed Field Tile - Matte
DOLMARCR1212 - 12"x12" Pressed Field Tile - Matte
DOLMARCR1224 - 12"x24" Rectified Field Tile - Matte



DOLMARCRMOSAIC22
2"x2" Mosaic - Matte
(12"x12" Sheet)



DOLMARCRMOSAIC14
1"x4" Herringbone Mosaic - Matte
(12"x12" Sheet)



DOLMARCRDECOLNR
4"x12" Deco Liner - Matte



DOLMARCRCHAIRRL
2 1/2"x12" Chair Rail - Matte



DOLMARCRDOMLNR
5/8"x12" Domed Liner - Matte



DOLMARCRDECO
2 1/2"x2 1/2"
Deco Insert - Matte



DOLMARCRCHAIRCNR
2"x2 1/4"
Chair Rail Corner - Matte

Marmi Di Napoli

Glazed Porcelain

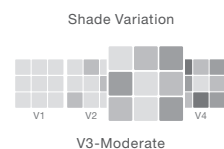
Photo Features 6"x12" and 12"x24" Non-Rectified Field Tile - Matte in Calacatta.

SIZING & PACKAGING

Type	Shape	Item Code	Size	Description	Pcs / Ctn	Sf / Ctn
Field		DOLMAR**612	6"x12"	Non-Rectified Field Tile - Matte	20	9.69
		DOLMAR**1212	12"x12"	Non-Rectified Field Tile - Matte	10	9.79
		DOLMAR**1224	12"x24"	Rectified Field Tile - Matte	8	15.75
Trim		∅ DOLMAR**DOMLNR	5/8"x12"	Domed Liner - Matte	22	-
		∅ DOLMAR**CHAIRCNR	2"x2 1/4"	Chair Rail Corner - Matte	5	-
		∅ DOLMAR**CHAIRRL	2 1/2"x12"	Chair Rail - Matte	16	-
		∅ DOLMAR**DECO	2 1/2"x2 1/2"	Deco Insert - Matte	5	-
		DOLMAR**312BN	3"x12"	Surface Bullnose - Matte	15	-
		∅ DOLMAR**DECOLNR	4"x12"	Deco Liner - Matte	12	-
Mosaic		∅ DOLMAR**MOSAIC14	12"x12" Sheet	1"x4" Herringbone Mosaic - Matte	5	-
		∅ DOLMAR**MOSAIC22	12"x12" Sheet	2"x2" Mosaic - Matte	10	-

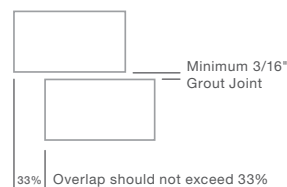
ANSI TECHNICAL SPECIFICATIONS

	DCOF Acutest	PEI Rating ASTM# C1027	Frost Resistant ASTM# C1026	Scratch Resistance MOHS	Breaking Strength ASTM# C648	Water Absorption ASTM# C373	Chemical Resistance ASTM# C650
Results	≥ 0.42	N/A	Unaffected	7	≥ 350 lbf	≤ 0.5%	Unaffected



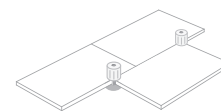
APPLICATIONS

	Floors	Walls	Countertops	Shower Floors	Shower Walls	Pools/Spas
Residential	•	◻	◻	•	◻	◻
Commercial	•	◻	◻	•	◻	◻



LEGEND

- ◻ Product rated for Interior & Exterior use
- Product rated for Interior use only
- † May be suitable for Exterior Floors
- ∅ Applications & ANSI Technical Specifications do not apply
- * Special Order only



Use of a leveling system during installation is strongly recommended

Decorative inserts, liners, and chairrails cannot be installed in submerged applications. Merchandising materials and samples are for general reference only and representative of a product's potential characteristics. Tile is subject to variation in color/shade, size, texture, and finish. Field, mosaic and trim tile may not match exactly. Blend tiles from different boxes to achieve consistent shade distribution. Installer and end user must conduct a dry mock layout under proper lighting conditions to inspect the product. Installation constitutes acceptance of the product. Reference the TCNA, ANSI, Manufacturer's specifications, and Bedrosians Care & Maintenance Guide. Improper installation, application, use, care and maintenance voids warranty. We reserve the right to make product changes without notice. Please visit bedrosians.com for current product information.

