



Linen

Glazed Porcelain



Linen Glazed Porcelain




Almond



TCRLIN36AL - 12" x 24" - Lappato

Ebony



TCRLIN36EL - 12" x 24" - Lappato

White



TCRLIN36WL - 12" x 24" - Lappato

Zinc




TCRLIN36ZL - 12" x 24" - Lappato

Kola



TCRLIN36KL - 12" x 24" - Lappato

Pearl



TCRLIN36PL - 12" x 24" - Lappato

Sizes



Tile Thickness: 3/8"

Trim

Shape	Type	Size
	Bullnose Lappato	3"x24"

Packaging

Type	Size	Item Code	Pcs / Ctn	Sf / Ctn	Ctn / Plt	Sf / Plt
Field Tile	12"x24"	TCRLIN36•L	9	18.00	40	720.00
Bullnose	3"x24"	TCRLINS324•L	N/A	N/A	N/A	N/A
Mosaic	12"x12"	TCRLIN15•L	N/A	N/A	N/A	N/A
Listello	6"x12"	TCRLINST•L	N/A	N/A	N/A	N/A

Technical Specifications	Results	ASTM#
Water Absorption	≤ 0.50%	C373
PEI Rating	5	C1027
Scratch Resistance	7	MOHS
Frost Resistant	N/A	C1026
DCOF Acutest	≥ 0.42	N/A
Breaking Strength	≥ 250 lbs	C648
Chemical Resistant	Unaffected	C650

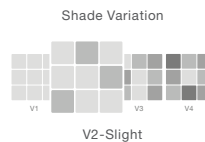
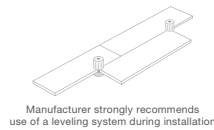
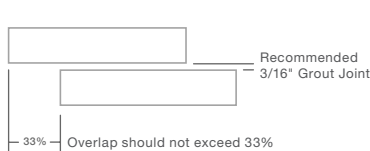
Applications

	Floors	Walls	Countertops	Showers	Floors	Showers	Walls	Pools
Residential	●	◻	◻					●
Light Commercial	●	◻	◻					●
Commercial		◻	◻					●

Legend: ◻ Product rated for interior & exterior use ● Interior use only

Mosaics

Shape	Type	Sheet Size
	1 1/2"x1 1/2" Lappato Mosaic	12"x12"
	6"x16" Listello with Glass	6"x16"



Do not install in pools, spas/hot tubs, and/or submerged applications.

The maximum allowable installation offset is 33%. Minimum grout joint must be 3/16 inch. Please refer to the most current TCNA handbook. Manufacturer strongly recommends use of a leveling system during installation.

For installation of all polished porcelain, polished glazed porcelain, and all honed porcelain tiles, Manufacturer requires use of a grout release or sealer prior to grouting. Manufacturer also requires use of a grout color that matches the predominant color of the tile. Do not use acidic cleaners on polished or polished glazed porcelain tiles.

Images and product samples are representative of a product's potential characteristics. There is no guarantee that the sample product or images will 100% match the product received. Field and trim tile may not be an exact match. We reserve the right to make changes to product specifications at any time without notice. Tiles are subject to variations in color, shade, sizing, surface texture and finish. Prior to installation, installer must blend tiles from several different boxes to achieve an even distribution of color range. Installer must conduct a dry mock layout under proper lighting conditions prior to installation. It is the consumer's responsibility to inspect the product prior to installation to ensure satisfaction. Once installed, the product is deemed accepted. Reference the most current TCNA Handbook, ANSI, manufacturer's specifications, and Bedrosians Care & Maintenance guide for installation, outdoor use, care and maintenance information. Improper installation, application, and use voids warranty.