

Onyx Glazed Porcelain



Almond



TCRONY36AT - 12" x 24"
 TCRONY36AP - 12" x 24" - Polished
 TCRONY50AP - 20" x 20" - Polished
 TCRONY50AT - 20" x 20"

Camel



TCRONY36CT - 12" x 24"
 TCRONY36CP - 12" x 24" - Polished
 TCRONY50CP - 20" x 20" - Polished
 TCRONY50CT - 20" x 20"

Gray



TCRONY36GT - 12" x 24"
 TCRONY36GP - 12" x 24" - Polished
 TCRONY50GP - 20" x 20" - Polished
 TCRONY50GT - 20" x 20"



TCRONY221AT
 2" x 2" Mosaic
 Mesh-mounted
 on a 12" x 12" sheet

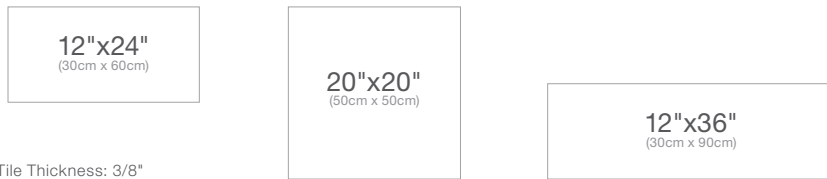


TCRONY221CT
 2" x 2" Mosaic
 Mesh-mounted
 on a 12" x 12" sheet



TCRONY221GT
 2" x 2" Mosaic
 Mesh-mounted
 on a 12" x 12" sheet

Sizes



Tile Thickness: 3/8"

Packaging

Type	Size	Item Code	Pcs / Ctn	Sf / Ctn	Ctn / Plt	Sf / Plt
Field Tile	12"x24"	TCRONY36•T	9	18.00	40	720.00
Field Tile	12"x24" Polished	TCRONY36•P	9	18.00	40	720.00
Field Tile	20"x20"	TCRONY50•T	6	16.66	32	533.12
Field Tile	20"x20" Polished	TCRONY50•P	6	16.66	32	533.12
Field Tile	12"x36" Polished	TCRONY39•P	6	18.00	36	648.00
Bullnose	3"x24"	TCRONYS320•T				
Bullnose	3"x24" Polished	TCRONYS320•P				
2"x2" Mosaic	12"x12" Sheet	TCRONY221•T				

Applications

	Floors	Walls	Countertops	Showers Floors	Showers Walls	Pools
Residential	●	◻	◻			●
Light Commercial	●	◻	◻			●
Commercial		◻	◻			●

Legend: ◻ Product rated for interior & exterior use ● Interior use only

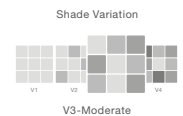
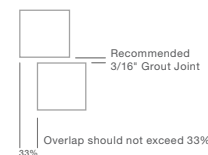
Trim

Shape	Type	Size
	Bullnose Bullnose - Polished	3"x20" 3"x20"

Mosaics

Shape	Type	Sheet Size
	2"x2" Mosaic	12"x12"

Technical Specifications	Results	ASTM#
Water Absorption	≤ 0.50%	C373
PEI Rating	4	C1027
Scratch Resistance	6	MOHS
Frost Resistant	Unaffected	C1026
DCOF Acutest	≥ 0.42	N/A
Breaking Strength	≥ 250 lbs	C648
Chemical Resistant	Unaffected	C650



Manufacturer strongly recommends use of a leveling system during installation



The maximum allowable installation offset is 33%. Minimum grout joint must be 3/16 inch. Please refer to the most current TCNA Handbook. Manufacturer strongly recommends use of a leveling system during installation.

For installation of all polished porcelain, polished glazed porcelain, and all honed porcelain tiles, Manufacturer requires use of a grout release or sealer prior to grouting. Manufacturer also requires use of a grout color that matches the predominant color of the tile. Do not use acidic cleaners on polished or polished glazed porcelain tiles. Do not install in pools, spas/hot tubs, and/or submerged applications.

Images and product samples are representative of a product's potential characteristics. There is no guarantee that the sample product or images will 100% match the product received. Field and trim tile may not be an exact match. We reserve the right to make changes to product specifications at any time without notice. Tiles are subject to variations in color, shade, sizing, surface texture and finish. Prior to installation, installer must blend tiles from several different boxes to achieve an even distribution of color range. Installer must conduct a dry mock layout under proper lighting conditions prior to installation. It is the consumer's responsibility to inspect the product prior to installation to ensure satisfaction. Once installed, the product is deemed accepted. Reference the most current TCNA Handbook, ANSI, manufacturer's specifications, and Bedrosians Care & Maintenance guide for installation, outdoor use, care and maintenance information. Improper installation, application, and use voids warranty.