

Field Tile Sizes

---



**White - W**  
TCRSTR36W - 12"x24"



**Taupe - T**  
TCRSTR36T - 12"x24"



**Silver - S**  
TCRSTR36S - 12"x24"



**Coffee - C**  
TCRSTR36C - 12"x24"



**Black - B**  
TCRSTR36B - 12"x24"

2"x2" Mosaics (12"x12" Sheet)

---



**White - W**  
TCRSTR221W




**Taupe - T**  
TCRSTR221T



**Silver - S**  
TCRSTR221S



**Coffee - C**  
TCRSTR221C



**Black - B**  
TCRSTR221B

# Strands

## Glazed Porcelain



Photo features Black 12"x24" field tile.

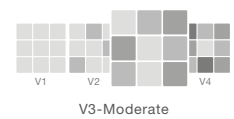
### SIZING & PACKAGING

Type	Shape	Item Code	Size	Description	Pcs / Ctn	Sf / Ctn
Field		TCRSTR36*	12"x24"	Field Tile	9	18.00
Trim		TCRSTRS324*	3"x24"	Surface Bullnose	26	-
Mosaic		TCRSTR221*	12"x12" Sheet	2"x2" Mosaic	12	-

### ANSI TECHNICAL SPECIFICATIONS

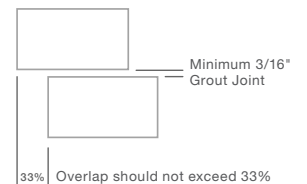
	DCOF Acutest	PEI Rating ASTM# C1027	Frost Resistant ASTM# C1026	Scratch Resistance MOHS	Breaking Strength ASTM# C648	Water Absorption ASTM# C373	Chemical Resistance ASTM# C650
Results	N/A	Pass - 4	Unaffected	7	≥ 500 lbf	≤ 0.50%	Unaffected

#### Shade Variation



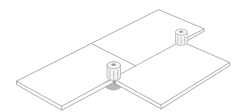
### APPLICATIONS

	Floors	Walls	Countertops	Shower Floors	Shower Walls	Pools/Spas
Residential	●	◻	◻		◻	
Light Commercial	●	◻	◻		◻	
Commercial		◻	◻		◻	



### LEGEND

- ◻ Product rated for Interior & Exterior use
- Product rated for Interior use only
- \* Special Order only
- ∅ Applications & ANSI Technical Specifications do not apply



Use of a leveling system during installation is strongly recommended

Images and product samples are representative of a product's potential characteristics. There is no guarantee that the sample product or images will 100% match the product received. Field and trim tile may not be an exact match. We reserve the right to make changes to product specifications at any time without notice. Tiles are subject to variations in color, shade, sizing, surface texture and finish. Prior to installation, installer must blend tiles from several different boxes to achieve an even distribution of color range. Installer must conduct a dry mock layout under proper lighting conditions prior to installation. It is the consumer's responsibility to inspect the product prior to installation to ensure satisfaction. Once installed, the product is deemed accepted. Reference the most current TCNA Handbook, ANSI, manufacturer's specifications, and the Bedrosians Care & Maintenance guide for installation, outdoor use, care and maintenance information. Improper installation, application, and/or use voids warranty. Please visit [www.bedrosians.com](http://www.bedrosians.com) for current product information.